



Noise Monitoring Result

Day Time (0700 - 1900hrs on normal weekdays)

Location: M1a - Harbour Road Sports Centre

Date	Time	Weather	Measurement Noise Level			Baseline Level	Construction Noise Level	Limit Level
			Leq	L10	L90	Leq	Leq	Leq
Unit: dB(A), (30-min)								
30/08/11	9:18	Haze	73.6	76.2	69.6	69.2	72	75
07/09/11	10:33	Fine	73.1	76.0	68.8	69.2	71	75
15/09/11	9:55	Fine	73.8	76.6	68.6	69.2	72	75
20/09/11	11:16	Cloudy	74.1	76.5	70.3	69.2	72	75
27/09/11	9:30	Fine	76.3	79.1	71.3	69.2	75	75

Location: M2b - Noon-day gun area

Date	Time	Weather	Measurement Noise Level			Baseline Level	Construction Noise Level	Limit Level
			Leq	L10	L90	Leq	Leq	Leq
Unit: dB(A), (30-min)								
30/08/11	10:06	Haze	69.4	70.6	67.2	-	69	75
07/09/11	11:18	Fine	69.4	71.8	66.1	-	69	75
15/09/11	10:48	Fine	69.7	71.0	67.3	-	70	75
20/09/11	13:23	Cloudy	70.7	73.0	67.5	-	71	75
27/09/11	10:45	Fine	70.8	72.5	68.5	-	71	75

Location: M3a - Tung Lo Wan Fire Station

Date	Time	Weather	Measurement Noise Level			Baseline Level	Construction Noise Level	Limit Level
			Leq	L10	L90	Leq	Leq	Leq
Unit: dB(A), (30-min)								
30/08/11	10:50	Haze	68.0	69.5	66.3	-	68	75
07/09/11	13:00	Sunny	67.1	68.8	64.8	-	67	75
15/09/11	13:10	Fine	69.2	71.7	66.8	-	69	75
20/09/11	13:30	Cloudy	68.6	70.3	66.4	-	69	75
27/09/11	11:30	Fine	69.5	70.8	68.0	-	70	75

Location: M4b - Victoria Centre

Date	Time	Weather	Measurement Noise Level			Baseline Noise Level	Construction Noise Level	Limit Level
			Leq	L10	L90	Leq	Leq	Leq
Unit: dB(A), (30min)								
30/08/11	11:30	Haze	71.8	73.5	66.1	-	72	75
07/09/11	13:41	Sunny	69.3	70.5	67.7	-	69	75
15/09/11	13:58	Fine	75.3	76.0	74.3	-	75	75
20/09/11	14:13	Cloudy	72.2	73.8	68.5	-	72	75
27/09/11	13:00	Fine	72.1	75.0	67.6	-	72	75

Location: M5b - City Garden

Date	Time	Weather	Measurement Noise Level			Baseline Level	Construction Noise Level	Limit Level
			Leq	L10	L90	Leq	Leq	Leq
Unit: dB(A), (30min)								
30/08/11	13:33	Haze	69.9	71.6	67.5	-	70	75
07/09/11	15:13	Fine	71.2	72.4	68.9	-	71	75
15/09/11	14:08	Fine	70.7	72.3	68.5	-	71	75
20/09/11	15:27	Cloudy	71.6	73.5	68.3	-	72	75
27/09/11	13:53	Fine	70.4	71.5	67.6	-	70	75



Noise Monitoring Result

Restricted Time (1900 - 2300 hrs on normal weekdays and 0700-2300 on holiday)

Location: M1a - Harbour Road Sports Center

Date	Time	Weather	Measurement Noise Level			Average Noise Level	Baseline Level	Construction Noise Level	Limit Level
			Leq	L10	L90	Leq	Leq	Leq	Leq
Unit: dB(A), (5-min)									
30/08/11	21:02	Fine	69.3	72.4	63.1	70.4	61.1	70	70
	21:07		69.4	72.6	63.3				
	21:12		71.9	73.0	63.4				
07/09/11	20:15	Fine	73.0	74.6	68.9	71.9	61.1	72	70
	20:21		71.0	73.5	67.6				
	20:27		71.4	73.3	68.1				
15/09/11	20:08	Fine	72.2	75.0	67.1	72.1	61.1	72	70
	20:13		72.7	76.2	66.6				
	20:19		71.3	73.8	66.3				
20/09/11	19:15	Cloudy	72.3	75.0	68.6	72.5	61.1	72	70
	19:20		72.8	75.0	68.9				
	19:25		72.5	74.6	68.7				
27/09/11	21:23	Fine	68.2	71.8	62.4	68.8	61.1	68	70
	21:28		69.0	71.6	63.4				
	21:34		69.2	72.4	62.0				

Location: M2b -Noon-day gun area

Date	Time	Weather	Measurement Noise Level			Average Noise Level	Baseline Level	Construction Noise Level	Limit Level
			Leq	L10	L90	Leq	Leq	Leq	Leq
Unit: dB(A), (5-min)									
30/08/11	19:30	Fine	66.7	69.1	64.3	66.9	-	67	70
	19:35		67.1	69.5	65.0				
	19:40		66.8	69.0	64.7				
07/09/11	20:27	Fine	66.5	67.3	65.4	66.8	-	67	70
	20:32		67.0	68.4	65.3				
	20:37		66.8	68.1	65.1				
15/09/11	20:02	Fine	70.4	72.5	66.3	68.7	-	69	70
	20:07		67.4	68.4	66.2				
	20:12		67.7	69.2	65.9				
20/09/11	19:12	Fine	67.6	68.8	65.6	68.3	-	68	70
	19:17		68.6	70.9	66.2				
	19:22		68.6	70.4	66.0				
27/09/11	19:31	Fine	67.4	68.9	64.8	67.3	-	67	70
	19:36		67.0	68.3	65.4				
	19:41		67.5	69.2	65.7				

Location: M3a - Tung Lo Wan Fire Station

Date	Time	Weather	Measurement Noise Level			Average Noise Level	Baseline Level	Construction Noise Level	Limit Level
			Leq	L10	L90	Leq	Leq	Leq	Leq
Unit: dB(A), (5-min)									
30/08/11	20:10	Fine	67.1	69.0	65.2	67.4	-	67	70
	20:15		67.4	69.3	65.0				
	20:20		67.7	69.6	65.1				
07/09/11	21:05	Fine	65.8	67.2	62.7	66.2	-	66	70
	21:11		65.1	67.1	62.6				
	21:17		67.4	69.5	63.8				
15/09/11	20:59	Fine	65.5	67.2	63.0	65.5	-	65	70
	21:05		65.9	68.1	62.4				
	21:11		64.9	66.1	62.6				
20/09/11	20:19	Cloudy	65.4	67.0	63.3	65.5	-	65	70
	20:24		65.3	67.5	63.0				
	20:29		65.7	67.7	62.8				
27/09/11	20:17	Fine	66.6	67.8	65.0	66.6	-	67	70
	20:22		66.6	68.1	65.1				
	20:28		66.5	68.0	65.1				



Noise Monitoring Result

Restricted Time (1900 - 2300 hrs on normal weekdays and 0700-2300 on holiday)

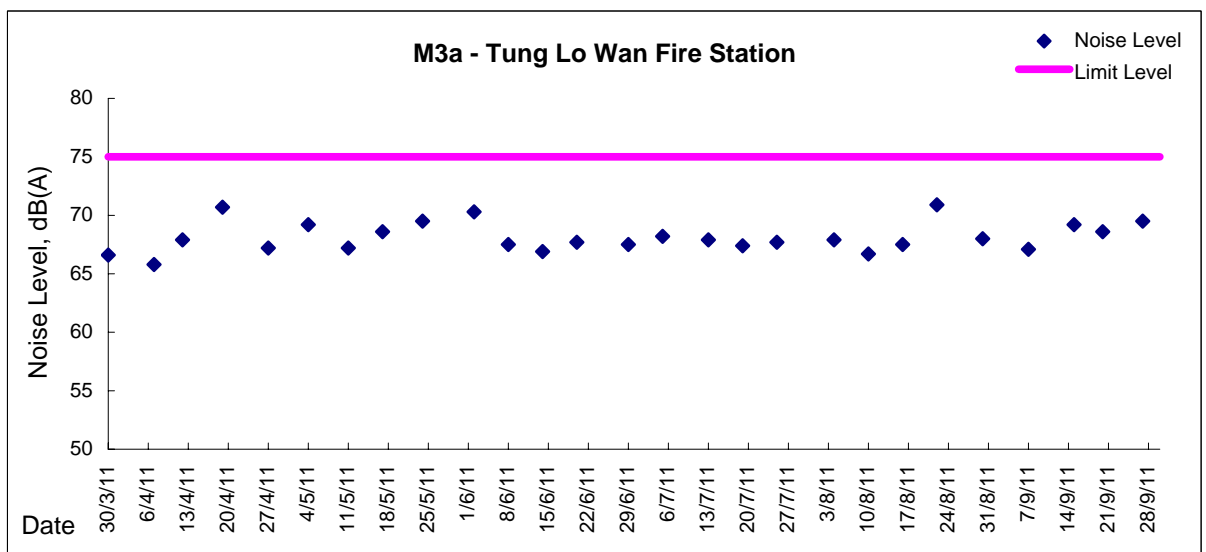
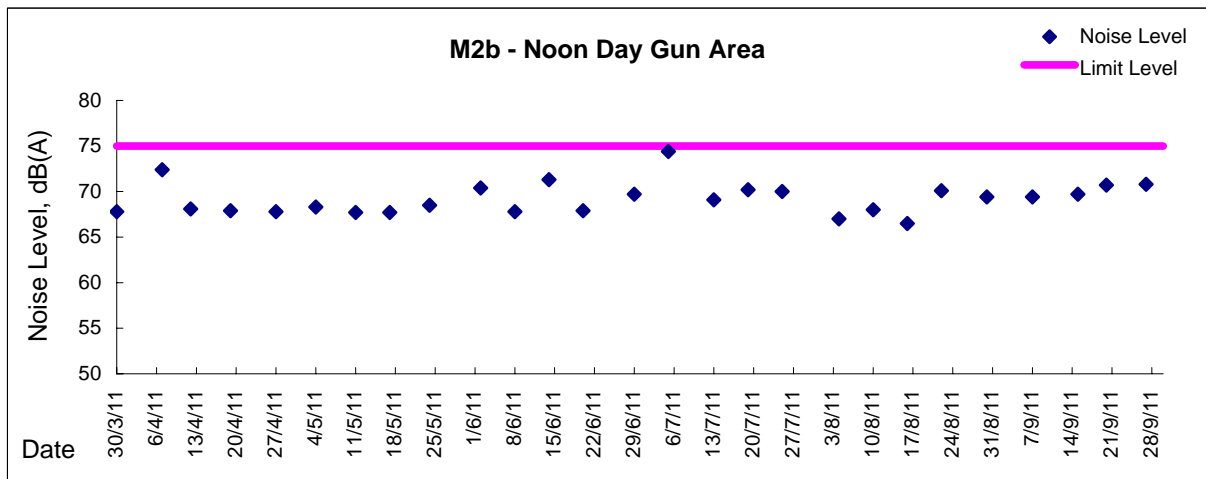
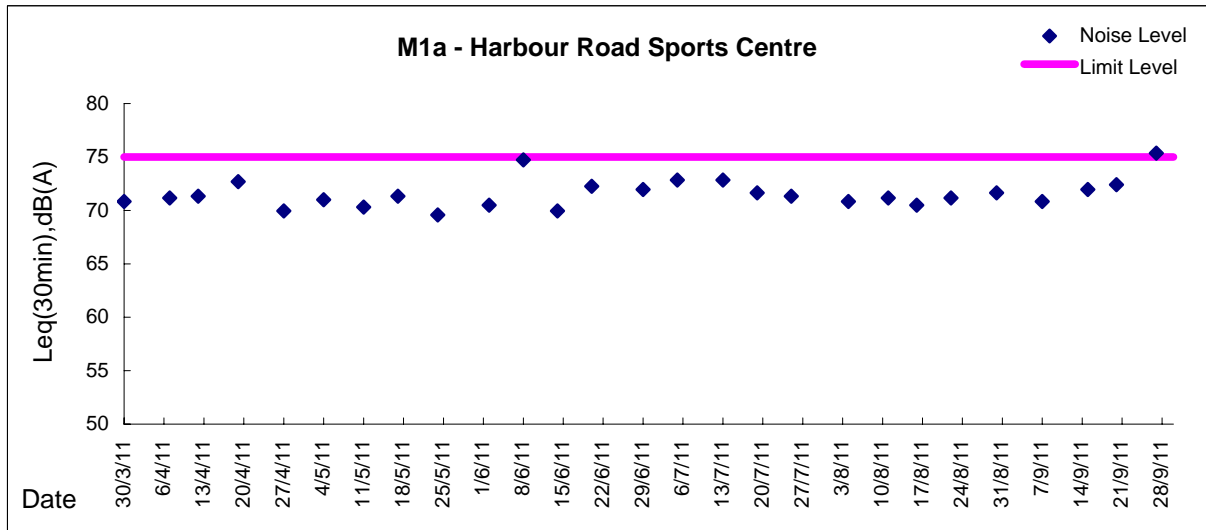
Location: M4b - Victoria Centre

Date	Time	Weather	Measurement Noise Level			Average Noise Level	Baseline Noise Level	Construction Noise Level	Limit Level
			Leq	L10	L90	Leq	Leq	Leq	Leq
Unit: dB(A), (5-min)									
30/08/11	20:37	Fine	68.2	70.1	66.1	67.9	-	68	70
	20:42		67.6	69.5	66.0				
	20:47		67.8	69.9	66.2				
07/09/11	21:33	Fine	67.4	68.9	64.9	67.8	-	68	70
	21:39		68.1	70.5	65.2				
	21:46		68.0	70.1	65.2				
15/09/11	21:27	Fine	68.0	69.9	65.2	67.6	-	68	70
	21:33		67.0	68.5	65.0				
	21:39		67.8	69.2	65.7				
20/09/11	20:45	Cloudy	67.5	69.0	65.5	67.7	-	68	70
	20:50		67.8	69.5	65.7				
	20:55		67.8	69.5	65.5				
27/09/11	20:45	Fine	66.9	68.1	64.4	66.9	-	67	70
	20:50		67.2	69.2	63.5				
	20:55		66.7	68.4	64.2				

Location: M5b - City Garden

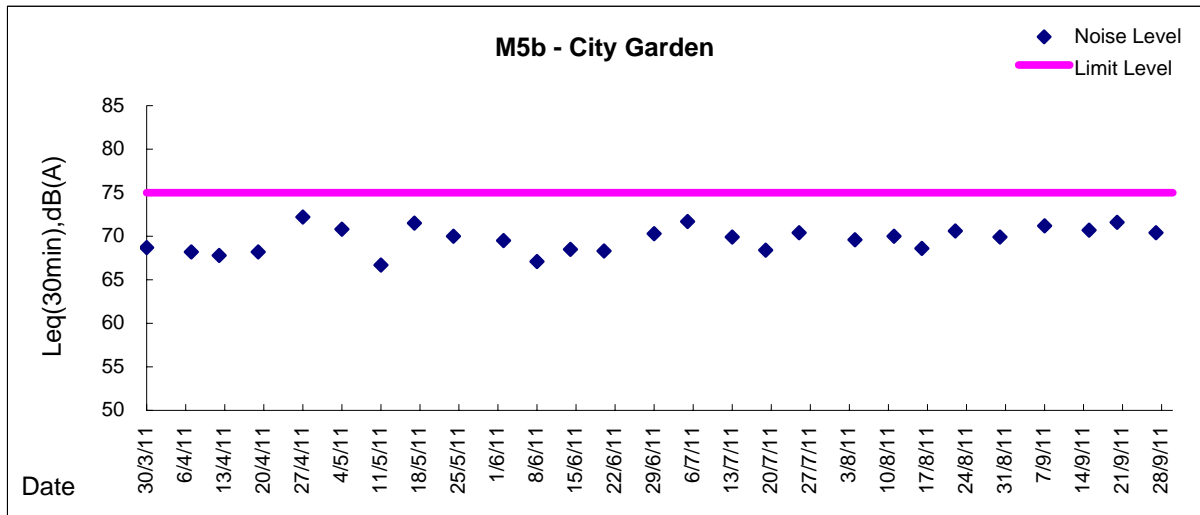
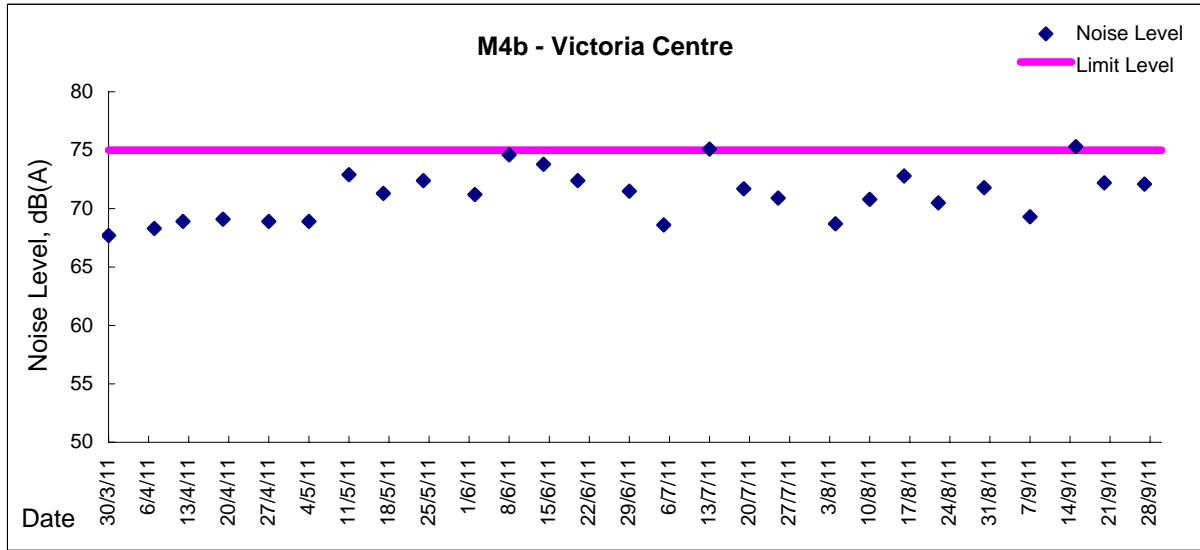
Date	Time	Weather	Measurement Noise Level			Average Noise Level	Baseline Level	Construction Noise Level	Limit Level
			Leq	L10	L90	Leq	Leq	Leq	Leq
Unit: dB(A), (5-min)									
30/08/11	21:15	Fine	67.8	69.2	65.3	67.6	-	68	70
	21:20		67.7	69.7	65.5				
	21:25		67.4	69.6	65.4				
07/09/11	21:13	Fine	68.1	69.1	66.9	68.2	-	68	70
	21:18		67.9	68.8	66.9				
	21:23		68.7	69.9	67.2				
15/09/11	21:25	Fine	68.3	69.0	67.1	68.0	-	68	70
	21:30		68.0	69.1	66.8				
	21:35		67.7	68.6	66.7				
20/09/11	19:53	Fine	68.7	69.4	67.9	69.1	-	69	70
	19:58		69.7	70.1	68.0				
	20:03		68.7	69.6	67.7				
27/09/11	20:34	Fine	69.8	70.3	68.0	69.3	-	69	70
	20:39		69.1	69.7	68.0				
	20:44		68.9	69.8	68.0				

Graphic Presentation of Noise Monitoring Result
Day Time (0700 - 1900hrs on normal weekdays)





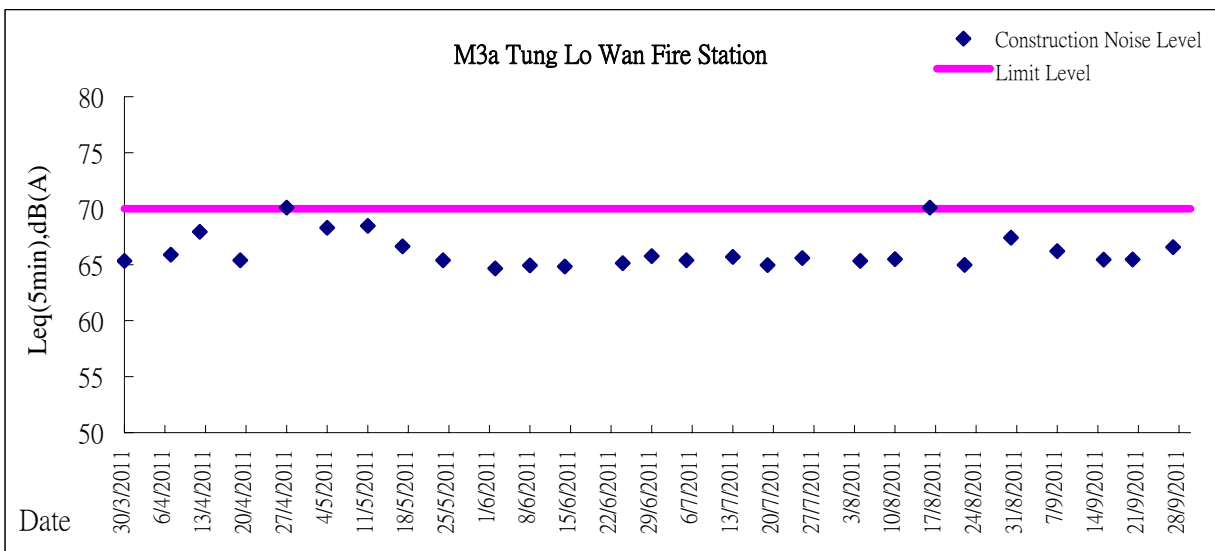
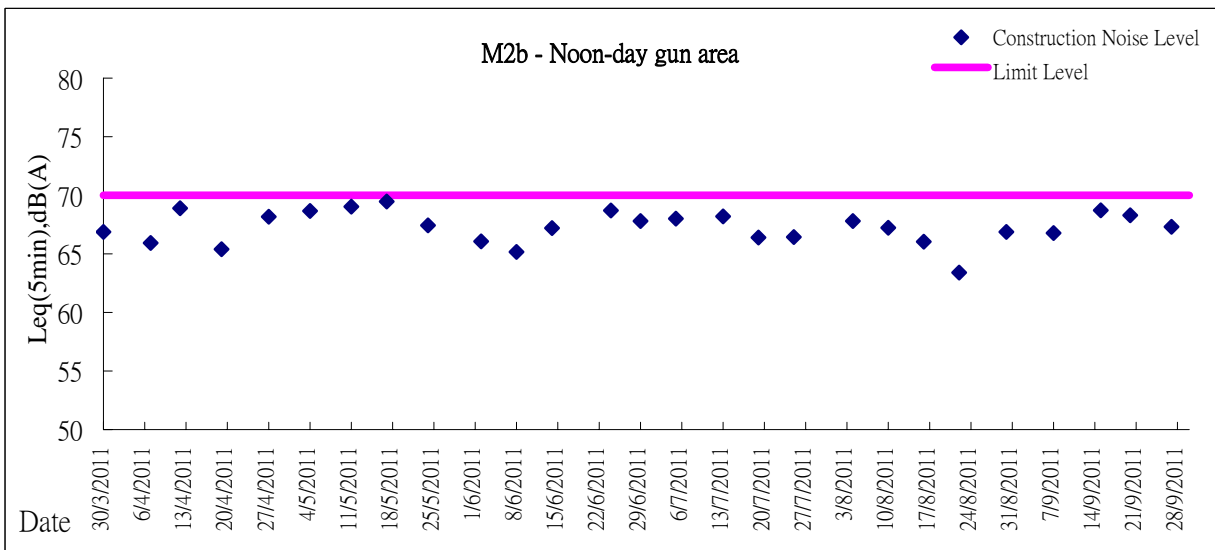
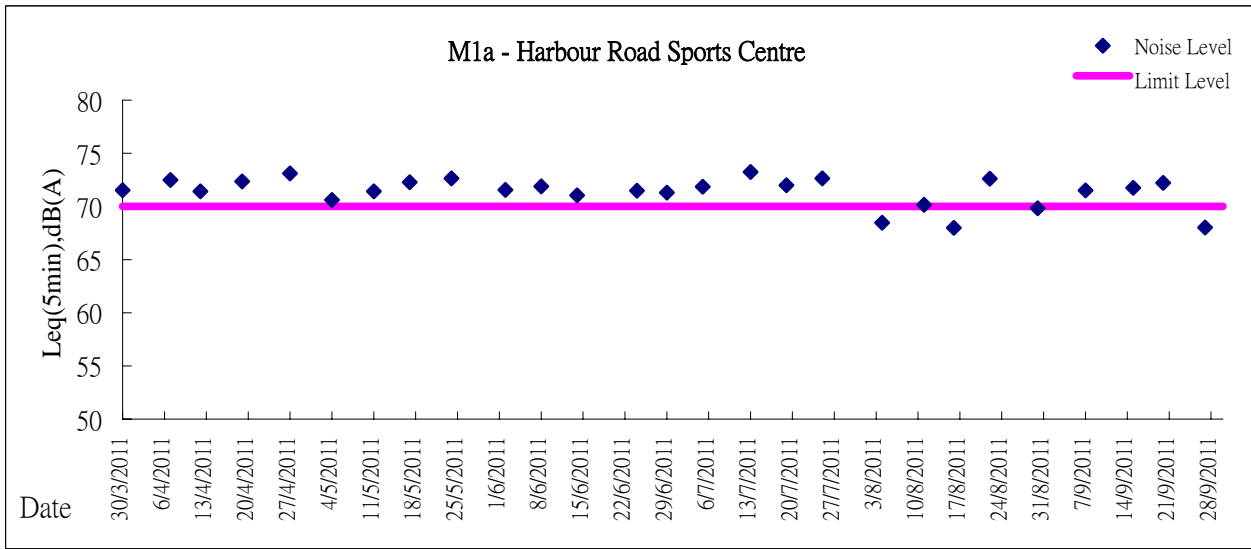
Graphic Presentation of Noise Monitoring Result
Day Time (0700 - 1900hrs on normal weekdays)





Graphic Presentation of Noise Monitoring Result

Restricted Time (1900 - 2300 hrs on normal weekdays and 0700-2300 on holiday)





Graphic Presentation of Noise Monitoring Result

Restricted Time (1900 - 2300 hrs on normal weekdays and 0700-2300 on holiday)

